



УНИВЕРЗИТЕТ У БАЊОЈ ЛУЦИ
UNIVERSITY OF BANJA LUKA
ЕКОНОМСКИ ФАКУЛТЕТ
FACULTY OF ECONOMICS



**ВРСТЕ ИНОВАЦИЈА.
МЕКЕ ИНОВАЦИЈЕ, КРЕАТИВНЕ И КУЛТУРНЕ ИНДУСТРИЈЕ.
ИЗВОРИ ИНОВАТИВНОСТИ.
ДИГИТАЛИЗАЦИЈА И ИНОВАЦИЈЕ**

III година – Предузетничка економија
Академска 2022/2023. година
др Јадранка Петровић, виши асистент
jadranka.petrovic@ef.unibl.org



УНИВЕРЗИТЕТ У БАЊОЈ ЛУЦИ
UNIVERSITY OF BANJA LUKA
ЕКОНОМСКИ ФАКУЛТЕТ
FACULTY OF ECONOMICS



ВРСТЕ ИНОВАЦИЈА

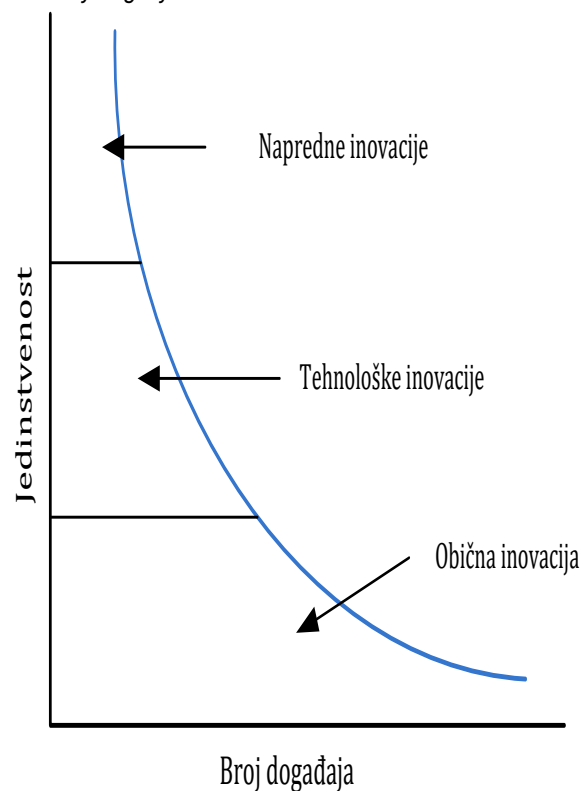
Према Хисричу и Рамаданију (Hisrich & Ramadani, 2017) :

□ **Напредне/пробојне/револуционарне иновације**: електро мотор, авион, аутомобил, интернет, вјештачка интелигенција.

□ **Технолошке иновације**: компјутери, лап топ рачунари, таблет рачунари, паметни телефони...

□ **Обичне иновације**: тржиште тј. прихватљивост има већи утицај на иновацију од технологије тј. наметања.

Grafikon 8
Inovacijski grafikon



Bilješke. Preuzeto i adaptirano iz Hisrich & Ramadani, 2017, str. 46.

Техничко – технолошке иновације у XX и XXI вијеку

- интернет,
- паметни телефони,
- ЛЕД технологија,
- нанотехнологија,
- дигитална технологија,
- самоуправљајући аутомобили,
- десалинизација воде,
- вјештачка интелигенција,
- 3D штампачи,
- биогенетика,
- производња и складиштење соларне енергије,
- АТМ машине – банкомати,
- услуге електронског и мобилног банкарства...



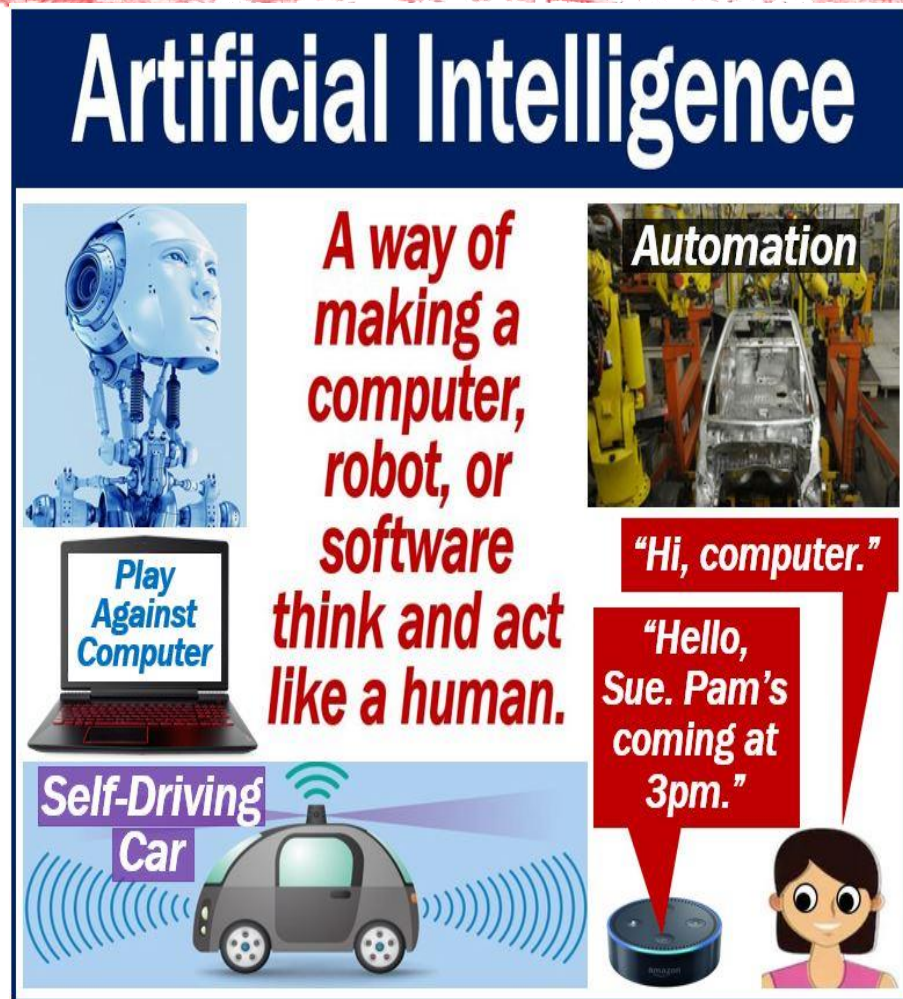
Технолошке иновације: Вјештачка интелигенција (Artificial intelligence-AI)

Шта је то вјештачка интелигенција?

Вјештачка интелигенција се односи на софтверске технологије које омогућавају роботу или рачунару да се понаша и размишља као човјек.

Вјештачка интелигенција је развој компјутерских система који могу да обављају задатке који обично захтјевају људску интелигенцију: **препознавање говора, визуелна перцепција, доношење одлука, превођење** са једног страног језика на други су примјери особина људске интелигенције које вјештачка интелигенција може да посједује.

Artificial Intelligence



A way of making a computer, robot, or software think and act like a human.

Automation

"Hi, computer."

"Hello, Sue. Pam's coming at 3pm."

Self-Driving Car

Play Against Computer

Вјештачка интелигенција (Artificial intelligence-AI)

Примјер вјештачке интелигенције: робот Софија

Видео: Artificial intelligence, robot Sofia

https://www.youtube.com/watch?v=W0_DPi0PmFO

Видео: Илон Маск о опасности коју носи нерегулисана област вјештачке интелигенције (do 3.30.min)

<https://www.youtube.com/watch?v=9jkRcrM6XKA>



МЕКЕ ИНОВАЦИЈЕ

Мека иновација – иновација у робама и услугама која преваходно утиче на **естетску или интелектуалну привлачност**, а не на функционалне перформансе (Stoneman, 2010).

Примјери: музика, књиге, филм, мода, видео игре и сл.



КРЕАТИВНЕ И КУЛТУРНЕ ИНДУСТРИЈЕ

1. Музичка
индустрија

2. Књижевност
и тржиште
књига

3. Тржиште
умјетности

4. Филмска
индустрија

5. Тржиште
радио и ТВ
емитовања

6. Тржиште
извођачких
умјетности

7. Тржиште
дизајна

8. Архитектура

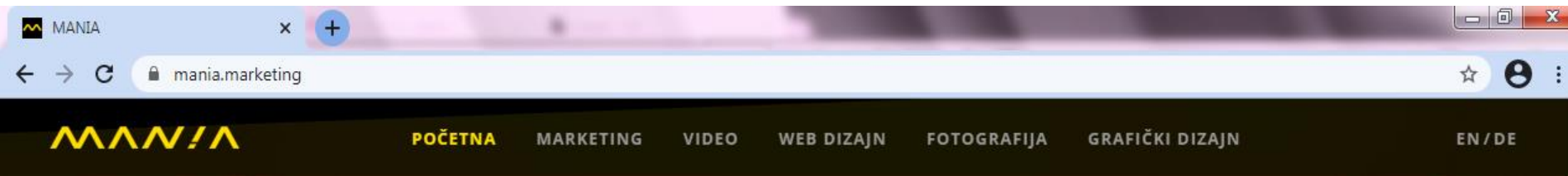
9. Штампa

10. Тржиште
оглашавања

11. Индустрија
софтвера и
игрица

12. Друго

Студија случаја: Маркетинг агенција МАНИА, Бања Лука



DANIJEL TEPŠIĆ
DIREKTOR



DAJAN JAVORAC
KREATIVNI DIREKTOR



SRĐAN ŠIPKA
IZVRŠNA PRODUKCIJA



JOVICA MIRIĆ
SENIOR WEB DEVELOPER



MARINELA TODOROVIĆ
PRODUCENT



GORAN VUKALOVIĆ
ACCOUNT MANAGER



SAŠA TEPŠIĆ
DIGITAL MARKETING



MIRJANA JUKIĆ
MARKETING MANAGER

Video o ljepotama Srpske najbolji turistički film na svijetu (VIDEO)

Извор: <https://www.capital.ba/video-o-ljepotama-srpske-najbolji-turisticki-film-na-svijetu/>

31.10.2020.

BANJALUKA – Svijet su osvojile ljepote Republike Srpske, koje je na sebi svojstven način predstavila ekipa iz marketing agencije Mania iz Banjaluke. Napravili su čudesan turistički film, koji je trenutno prvorangiran regionalni film na svjetski poznatoj CIFFT listi.

O filmu najbolje govori sam film, ali i činjenica da je, zahvaljujući nagradama na skoro svim festivalima na kojima se pojavio, sakupio toliko bodova da je daleko iza sebe ostavio čak i filmove iz Španije ili Portugala.

– CIFFT je osnovan prije više od 30 godina i okupio je **17 najboljih svjetskih festivala filmskog turizma**. Na svojoj rang listi boduju osvojene nagrade, a mi smo ove godine sa filmom **“Nothing much but much more” pobijedili na 15 festivala širom svijeta i tako prikupili najviše bodova**. Sve nagrade prosljedili smo Turističkoj organizaciji Republike Srpske, koja nas je i angažovala i koja je imala sluha za nešto drugačiji pristup promociji turizma – kaže Dajan Javorac, scenarista i režiser filma.

https://www.youtube.com/watch?v=p0K55JOfmq&feature=emb_logo



УНИВЕРЗИТЕТ У БАЊОЈ ЛУЦИ
UNIVERSITY OF BANJA LUKA
ЕКОНОМСКИ ФАКУЛТЕТ
FACULTY OF ECONOMICS



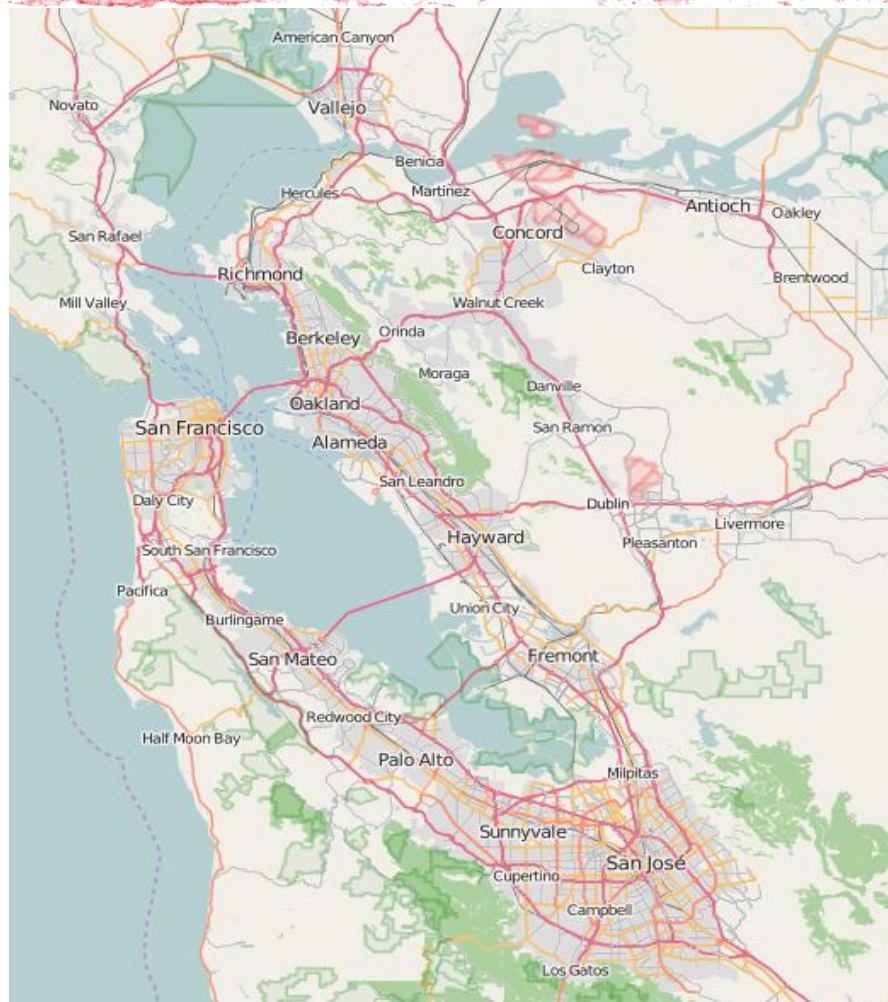
Извори иновативности

- Организациона креативност (запослени);
- Истраживање и развој (R&D);
- Савезништва и сарадња;
- Мотори иновација: универзитети и влада
- Технолошки кластери, и
- Посљедица ширења технологије (мобилност научних радника, патенти, ауторска права и сл.)



Примјер технолошког кластера: Силицијумска долина - Silicon Valley

- Силицијумска долина је **глобални центар технолошких иновација** који се налази у јужном дијелу Сан Франциско залива у Калифорнији (САД).
- Област је добила име по основном материјалу за израду компјутерских микропроцесора.
- У Силицијумској долини је сједиште десетине великих технолошких, софтверских и интернет компанија: Apple, Alphabet's Google, Meta (Facebook), Visa, Chevron, Cisco Systems, Intel, Oracle, Nvidia и др.





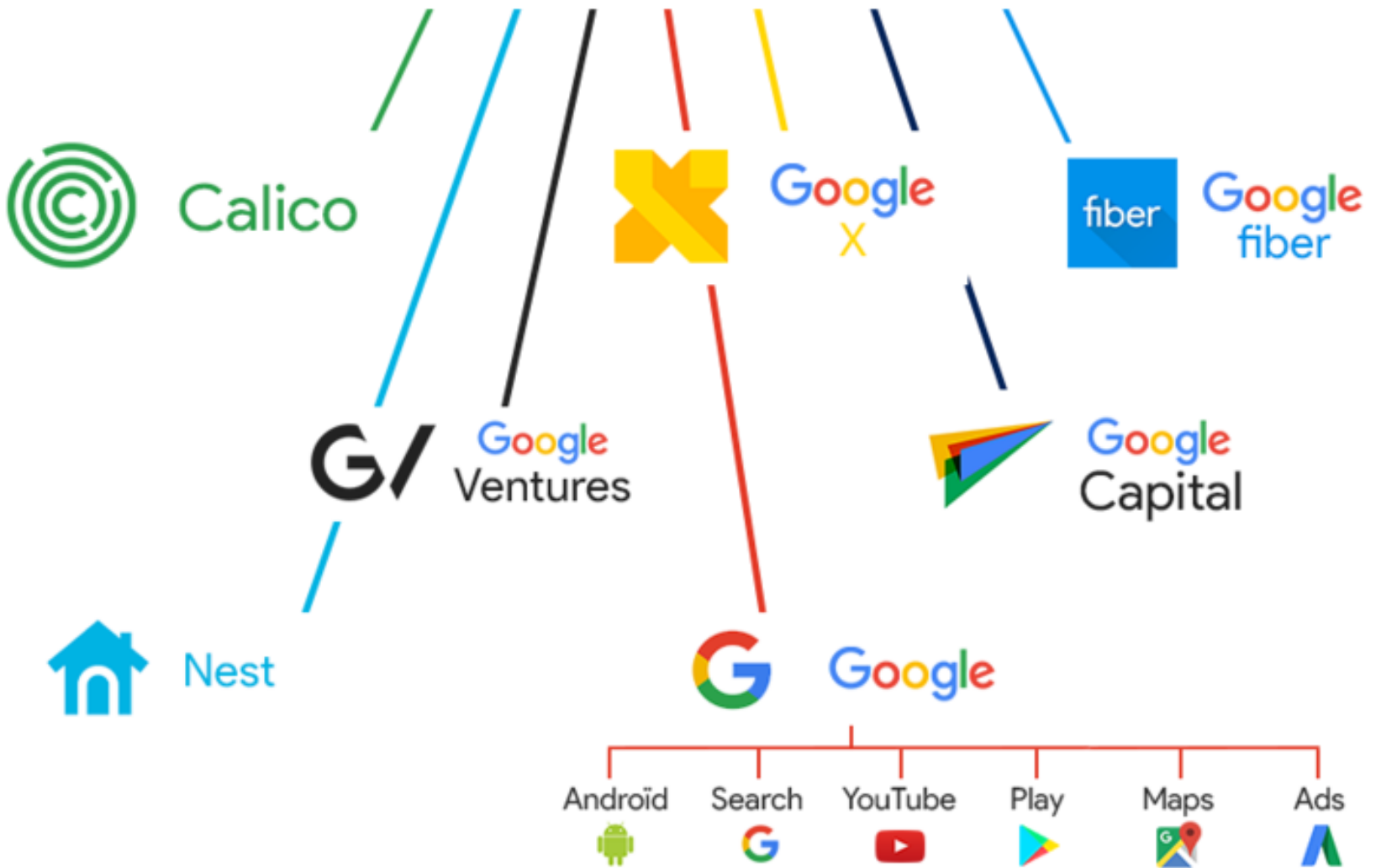


APPLE



GOOGLE

Alphabet





Прва **IBM**-ова фабрика у Силицијумској долини, основана у Сан Хозеу 1943. год.



Facebook



SAMSUNG у Сан Хозеу - у



INTEL у Санта Клари



NETFLIX



TESLA



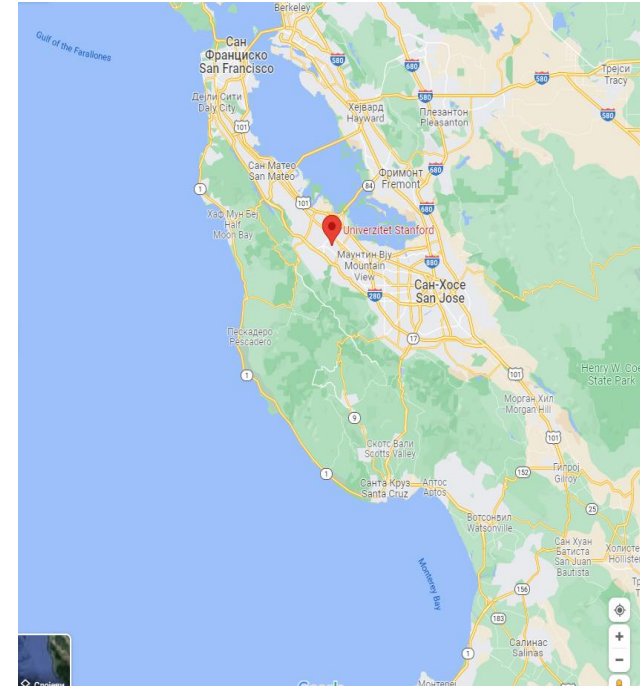
ADOBE



ORACLE

Универзитет Станфорд

- Један од најпрестижнијих универзитета у свијету.
- Универзитет Станфорд је одиграо велику улогу у настанку Силицијумске долине, како кроз своје академске програме, тако и кроз своја стварна улагања у локални технолошки екосистем, као што је Истраживачки парк Станфорд (Stanford Research Park).
- Буџет Универзитета Станфорд (2018/2019): 6,5 милијарди долара



Фондови ризичног капитала у Силицијумској долини



The screenshot shows a web browser window with the URL startopedia.info/resources/venture-capital-firms/. The page header includes the StartUpedia logo (Presented by Silicon Valley Forum) and navigation links: CRASH COURSES, VIDEO LIBRARY, SILICON VALLEY RESOURCES, VC CONNECT, REGISTER, and LOGIN. The main content area features the title **VENTURE CAPITAL FIRMS** and the subtitle "A short list of the top Silicon Valley venture capital firms." Below this, a paragraph explains that Silicon Valley has the highest concentration of venture capital firms and investment funds, mentioning Sand Hill Road in Palo Alto and South Park in San Francisco as high ground for VCs. It notes that the VCs vary in their focus of investments and that the page lists only the top firms, with many more existing.

Велики број подухвата са високим потенцијалом раста насталих у Силицијумској долини, учинио је регион привлачном метом за фондове ризичног капитала и инвеститоре.



Фондови ризичног капитала у Силицијумској долини

← → ↻ 🔒 startupedia.info/resources/venture-capital-firms/





SEQUOIA 



Sequoia Capital

The Sequoia team helps a small number of daring founders build legendary companies. We spur them to push the boundaries of what's possible. In partnering with Sequoia, companies benefit from our unmatched community and the lessons we've learned over 40 years working with Steve Jobs, Larry Ellison, John Morgridge, Jerry Yang, Elon Musk, Larry Page, Jan Koum, Brian Chesky, Drew Houston, Adi Tatarko and Jack Dorsey, among many others. Sequoia Capital invest in commercial services, communications and networking, pharmaceuticals and biotechnology, restaurants, hotels and leisure, semiconductors, software.

 2800 Sand Hill Rd #101, Menlo Park, CA 94025


 <https://www.sequoiacap.com>


Type of Service: Investing, Operations

Industry Focus: All

Venrock

Venrock helps entrepreneurs build some of the world's most disruptive, successful companies. We partner with entrepreneurs who have grand ambitions – who want to tackle big, hard problems that most think not possible. Our collaboration – engagement, network, passion and experience – gives entrepreneurs the unfair advantage needed to win, and win big. Venrock invest in communications and networking, pharmaceuticals and biotechnology, software.

 3340 Hillview Avenue, Palo Alto, California 94304

 <http://www.venrock.com/>

Type of Service: Investing, Operations

Industry Focus: All


Фондови ризичног капитала у Силицијумској долини


← → ↻ startupedia.info/resources/venture-capital-firms/



First Round Capital

First Round is a seed-stage venture firm focused on building a vibrant community of technology entrepreneurs and companies, including Uber, Square and Warby Parker. Through custom-built software, incredible in-person experiences, and a host of other unique services, First Round helps tiny companies get big while constantly reimagining the role of venture capital.

 151 10th Street San Francisco, CA 94103


 <http://firstround.com/>

Type of Service: Investing, Talent
Industry Focus: All



Kleiner Perkins Caufield

Kleiner Perkins Caufield & Byers (KPCB) is a well known Silicon Valley venture capital firm, due in large part to their past success. They were early investors in many significant companies, including Amazon, AOL, Compaq, Electronic Arts, Google, Intuit, Macromedia, Netscape, Segway, and Sun Microsystems. Commercial services, computer hardware, healthcare devices and supplies, media, financial services, pharmaceuticals and biotechnology, software.

 2750 Sand Hill Road Menlo Park, CA 94025 USA 27 South Park St
#201 San Francisco, CA 94107 USA

 <http://www.kpcb.com/>


Type of Service: Investing, Operations
Industry Focus: All


Фондови ризичног капитала у Силицијумској долини



Founders Fund

Founders Fund was formed in 2005 and has raised five funds to date with more than \$2 billion in aggregate capital under management. The firm has historically invested in a wide variety of sectors, including aerospace, artificial intelligence, advanced computing, energy, health, and consumer Internet.

 1 Letterman Dr # 420, San Francisco, CA 94129

 <http://foundersfund.com/>


Type of Service: Investing, Talent
Industry Focus: All



Lightspeed

Lightspeed Venture Partners

Lightspeed Venture Partners is an early stage venture capital firm focused on accelerating disruptive innovations and trends in the Enterprise and Consumer sectors. Over the past two decades, the Lightspeed team has backed and helped build more than 200 companies globally, many of which have become market leaders. The Firm currently manages over \$3 billion of committed capital and is currently investing out of Lightspeed X, a \$635 million fund and Lightspeed Select, a \$430 million fund. Our team invests in the U.S. and internationally, with investment professionals and advisors in Silicon Valley and Israel as well as in India with Lightspeed India Partners and China with Lightspeed China Partners.

 2200 Sand Hill Road Menlo Park

 <http://lsvp.com/>

Type of Service: Investing
Industry Focus: All, Enterprise, Consumer

Почеци Силицијумске долине

Основан 1931. године, [Moffett Federal Airfield](#) (Moffett Field) у Sunnyvale-u/Mountain View је играо стратешку улогу у еволуцији Силицијумске долине, истражујући и развијајући кључне технологије, прво **за америчку војску, а затим и за NASA** (National Aeronautics and Space Administration).

Касније је прерастао у **NASA Ames истраживачки центар**.





NASA Ames Research Center, Mountain View, California.

NASA Ames Research Center, Mountain View, California – Silicon Valley

- AMES је дом NASA-иних великих одјељења за истраживање и развој у области напредног суперрачунарства, људских фактора и вјештачке интелигенције ([Advanced Supercomputing](#), [Human Factors](#), and [Artificial Intelligence](#) (Intelligent Systems)).
- Одељење НАСА у области напредног суперрачунарства (The [NASA Advanced Supercomputing Division](#)) у AMES-у, управља са неколико најмоћнијих суперкомпјутера ове агенције, укључујући системе [Pleiades](#), Aitken и Electra systems.



Јавно–приватна партнерства у Силиконској долини

- Савезна влада је дала дијелове објекта АМЕС истраживачког центра и дио људских ресурса у циљу подршке приватног индустријског сектора, истраживања и образовања.
- **Hewlett - Packard** је постао прва корпоративна подружница новог **Bio-Info-Nano истраживачког и развојног института** (Bio-Info-Nano Research and Development Institute). То је **заједничко улагање Универзитета Калифорније Санта Круз и НАСА-е, са сједиштем у Амесу**. Био-Инфо-Нано Р&Д институт је посвећен научним истраживањима приближавањем биотехнологије, информационих технологија и нанотехнологије.
- Такође, 28. септембра 2005. **Google и истраживачки центар Амес** су открили детаље о дугорочном истраживачком партнерству. Поред удруживања инжињерских талената, Google је планирао да изгради објекат од 9,3 ha у кампусу Ames-овог истраживачког центра.
- У мају 2013. год., Google Inc. је објавио да покреће **Лабораторију за квантну вјештачку интелигенцију** (Quantum Artificial Intelligence Lab), чији ће домаћин бити НАСА-ин истраживачки центар Амес.
- У марту 2015. год., **Planetary Ventures LLC (филијала Гугла)** је закупила на 60 године Федерални аеродром Мофет (Moffett Federal Airfield) од НАСА Амес, локацију од око 575 хектара земље.



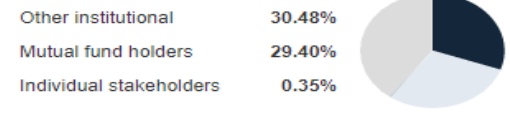
Apple Inc (NASDAQ:AAPL)

135.47 ↑ +3.18 / +2.40% 129.04 TODAY 182.94 52-Week Range -23.71% Year-to-Date
 Delayed Data As of Dec 21 Today's Change

- Quote
- Profile
- News
- Charts
- Forecasts
- Financials
- Shareholders
- Competitors


Insider trading | Institutional ownership

Institutional investors hold a majority ownership of AAPL through the 59.88% of the outstanding shares that they control. This interest is also higher than at almost any other company in the Telecommunications Equipment industry.



Largest Quarterly Institutional Transactions

How to read this chart: Shares Sold (sell) / Shares bought (buy)



Latest Institutional Activity

9/30/2022	T. ROWE PRICE INVESTMENT MANAGEM...	Bought 15.7 Million shares of Apple Inc
9/30/2022	AMUNDI ASSET MANAGEMENT US, INC.	Bought 15.1 Million shares of Apple Inc

9/30/2022 VOYA INVESTMENT MANAGEMENT CO. L... Bought 11.8 Million shares of Apple Inc

Top 10 Owners of Apple Inc

Stockholder	Stake	Shares owned	Total value (\$)	Shares bought / sold	Total change
<u>The Vanguard Group, Inc.</u>	<u>7.60%</u>	1,209,157,467	178,991,579,840	-4,378,447	-0.36%
<u>Berkshire Hathaway, Inc. (Investm...</u>	<u>5.63%</u>	894,802,319	132,457,587,282	0	0.00%
<u>BlackRock Fund Advisors</u>	<u>4.21%</u>	669,918,747	99,168,072,118	-8,006,840	-1.18%
SSgA Funds Management, Inc.	3.72%	591,543,874	87,566,239,668	-6,634,650	-1.11%
Fidelity Management & Research Co...	1.96%	312,035,575	46,190,626,167	+5,035,738	+1.64%
Geode Capital Management LLC	1.76%	279,758,518	41,412,653,420	+1,502,326	+0.54%
T. Rowe Price Associates, Inc. (I...	1.41%	224,863,541	33,286,549,974	-13,047,242	-5.48%
Northern Trust Investments, Inc.(...	1.00%	158,408,226	23,449,169,695	-3,466,429	-2.14%
Norges Bank Investment Management	0.89%	142,076,403	21,031,569,936	-4,079,679	-2.79%
BlackRock Investment Management (...)	0.65%	102,846,132	15,224,312,920	-5,996,232	-5.51%

Top 10 Mutual Funds Holding Apple Inc

Mutual fund	Stake	Shares owned	Total value (\$)	Shares bought / sold	Total change
Vanguard Total Stock Market Index...	2.89%	460,198,975	68,123,254,269	+2,030,562	+0.44%
Vanguard 500 Index Fund	2.18%	346,134,676	51,238,316,088	+472,391	+0.14%
SPDR S&P 500 ETF Trust	1.05%	167,155,121	24,743,972,562	+850,440	+0.51%
Fidelity 500 Index Fund	1.03%	163,929,036	24,266,415,199	+735,540	+0.45%

Meta Platforms Inc (NASDAQ:META)

119.78 ↑ +2.67 / +2.28% 88.09 TODAY 352.71 52-Week Range -64.39% Year-to-Date

Delayed Data As of Dec 21 Today's Change

- Quote
- Profile
- News
- Charts
- Forecasts
- Financials
- Shareholders
- Competitors

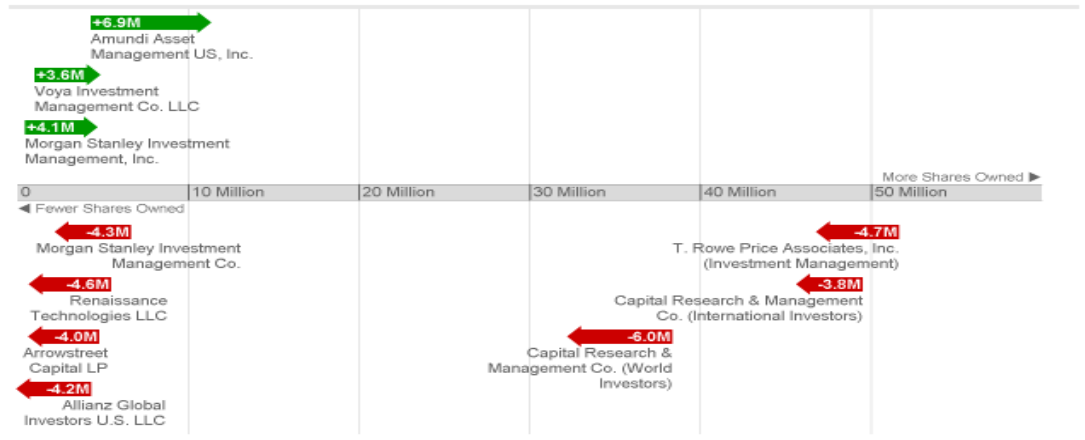
Insider trading | Institutional ownership

Institutional investors purchased a net \$33.7 million shares of META during the quarter ended June 2019, and now own 75.11% of the total float, a percentage that is typical for companies in the Internet Software/Services industry.



Largest Quarterly Institutional Transactions

How to read this chart Shares Sold ← sell buy → Shares bought



Latest Institutional Activity

9/30/2022	AMUNDI ASSET MANAGEMENT US, INC.	Bought 6.9 Million shares of Meta Platforms Inc
9/30/2022	MORGAN STANLEY INVESTMENT MANAGE...	Bought 4.1 Million shares of Meta Platforms Inc
9/30/2022	VOYA INVESTMENT MANAGEMENT CO. L...	Bought 3.6 Million shares of Meta Platforms Inc

Top 10 Owners of Meta Platforms Inc

Stockholder	Stake	Shares owned	Total value (\$)	Shares bought / sold	Total change
The Vanguard Group, Inc.	7.65%	172,092,284	20,324,098,740	+958,106	+0.56%
Fidelity Management & Research Co...	4.81%	108,224,960	12,781,367,776	-620,536	-0.57%
BlackRock Fund Advisors	4.45%	100,059,506	11,817,027,659	-499,275	-0.50%
SSgA Funds Management, Inc.	3.98%	89,417,436	10,560,199,192	-465,153	-0.52%
T. Rowe Price Associates, Inc. (I...	2.09%	46,950,755	5,544,884,166	-4,683,920	-9.07%
Capital Research & Management Co....	2.04%	45,778,906	5,406,488,799	-3,753,542	-7.58%
Geode Capital Management LLC	1.94%	43,672,819	5,157,759,924	+1,015,704	+2.38%
Capital Research & Management Co....	1.44%	32,368,464	3,822,715,598	-6,016,567	-15.67%
Capital Research & Management Co....	1.34%	30,152,317	3,560,988,638	-921,645	-2.97%
Norges Bank Investment Management	1.27%	28,527,168	3,369,058,541	-606,097	-2.08%

Top 10 Mutual Funds Holding Meta Platforms Inc

Mutual fund	Stake	Shares owned	Total value (\$)	Shares bought / sold	Total change
Vanguard Total Stock Market Index...	3.06%	68,748,085	8,119,148,839	+306,555	+0.45%
Vanguard 500 Index Fund	2.32%	52,257,213	6,171,576,855	+71,479	+0.14%
Fidelity Contrafund	1.86%	41,728,146	4,928,094,043	0	0.00%
American Funds Growth Fund of Ame...	1.48%	33,347,928	3,938,390,297	-1,581,483	-4.53%
Invesco QQQ Trust	1.34%	30,179,943	3,564,251,268	+223,368	+0.75%

Alphabet Inc (NASDAQ:GOOGL)

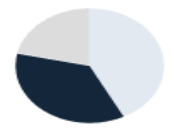
89.60 ↑ +0.56 / +0.63% 83.34 151.55 **-38.14%**
Delayed Data As of Dec 21 Today's Change 52-Week Range Year-to-Date

- Quote
- Profile
- News
- Charts
- Forecasts
- Financials
- Shareholders
- Competitors

Insider trading | Institutional ownership

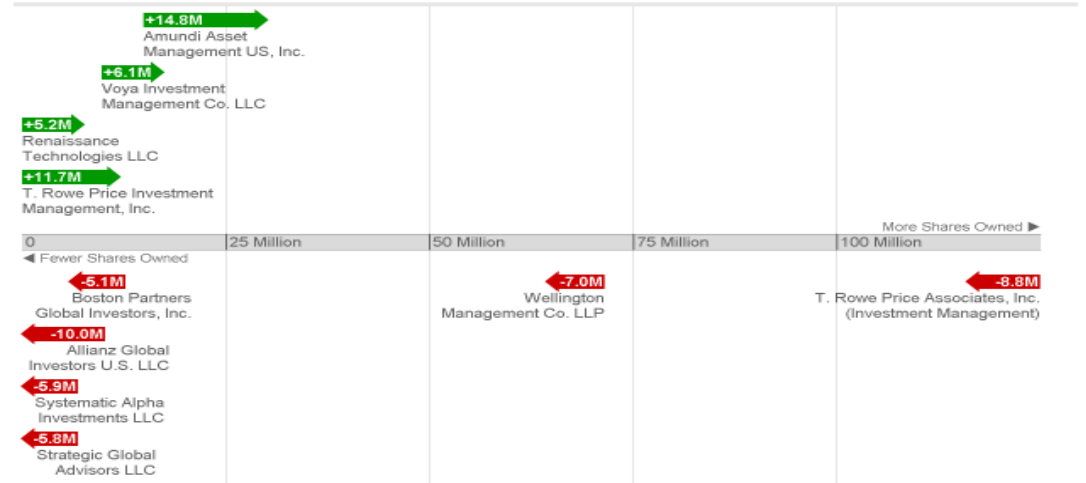
Institutional ownership of GOOGL stands at \$4.7 billion shares or 78.51% of shares outstanding. This is in-line with the Internet Software/Services industry average.

Mutual fund holders	42.42%
Other institutional	36.09%
Individual stakeholders	0.03%



Largest Quarterly Institutional Transactions

How to read this chart: Shares Sold (sell) Shares Bought (buy)



Latest Institutional Activity

9/30/2022	AMUNDI ASSET MANAGEMENT US, INC.	Bought 14.8 Million shares of Alphabet Inc
9/30/2022	T. ROWE PRICE INVESTMENT MANAGEM...	Bought 11.7 Million shares of Alphabet Inc

**BUSINESS**

Markets Tech Media Success Video

9/30/2022 VOYA INVESTMENT MANAGEMENT CO. L... Bought 6.1 Million shares of Alphabet Inc

Top 10 Owners of Alphabet Inc

Stockholder	Stake	Shares owned	Total value (\$)	Shares bought / sold	Total change
<u>The Vanguard Group, Inc.</u>	<u>7.58%</u>	452,472,631	45,695,211,005	+4,694,231	+1.05%
<u>BlackRock Fund Advisors</u>	<u>4.37%</u>	261,128,738	26,371,391,251	-667,562	-0.25%
<u>Fidelity Management & Research Co...</u>	<u>3.67%</u>	219,391,351	22,156,332,537	+1,100,671	+0.50%
SSgA Funds Management, Inc.	3.64%	217,154,306	21,930,413,363	+69,026	+0.03%
T. Rowe Price Associates, Inc. (I...	1.94%	116,116,066	11,726,561,505	-8,794,754	-7.04%
Geode Capital Management LLC	1.93%	115,153,844	11,629,386,706	+1,984,244	+1.75%
Norges Bank Investment Management	1.67%	99,947,960	10,093,744,480	-6,208,180	-5.85%
Wellington Management Co. LLP	1.08%	64,514,302	6,515,299,359	-6,966,878	-9.75%
Massachusetts Financial Services ...	1.02%	61,134,061	6,173,928,820	+1,635,841	+2.75%
Northern Trust Investments, Inc.(...	1.02%	61,173,248	6,177,886,316	-698,792	-1.13%

Top 10 Mutual Funds Holding Alphabet Inc

Mutual fund	Stake	Shares owned	Total value (\$)	Shares bought / sold	Total change
Vanguard Total Stock Market Index...	3.03%	180,691,255	18,248,009,842	+753,538	+0.42%
Vanguard 500 Index Fund	2.30%	137,384,726	13,874,483,479	+205,808	+0.15%
SPDR S&P 500 ETF Trust	1.11%	66,361,239	6,701,821,527	+337,535	+0.51%
Fidelity 500 Index Fund	1.09%	65,066,498	6,571,065,633	+293,136	+0.45%

Tesla Inc (NASDAQ:TSLA)

137.49 ↓ -0.23 / -0.17% TODAY 135.89 402.67 **-60.97%**
 Delayed Data Today's Change 52-Week Range Year-to-Date
 As of Dec 21

- Quote
- Profile
- News
- Charts
- Forecasts
- Financials
- Shareholders
- Competitors

Insider trading | **Institutional ownership**

Institutional investors purchased a net \$27.1 million shares of TSLA during the quarter ended June 2019, and now own 44.80% of the total float, a percentage that is typical for companies in the Motor Vehicles industry.

Mutual fund holders	28.04%
Other institutional	16.76%
Individual stakeholders	14.94%



Largest Quarterly Institutional Transactions

How to read this chart Shares Sold ← sell → buy Shares bought



Latest Institutional Activity ⓘ

9/30/2022	THE VANGUARD GROUP, INC.	Bought 7.9 Million shares of Tesla Inc
9/30/2022	VOYA INVESTMENT MANAGEMENT CO. L...	Bought 5.3 Million shares of Tesla Inc
9/30/2022	BLACKROCK FUND ADVISORS	Bought 4.4 Million shares of Tesla Inc

Top 10 Owners of Tesla Inc

Stockholder	Stake	Shares owned	Total value (\$)	Shares bought / sold	Total change
-------------	-------	--------------	------------------	----------------------	--------------



9/30/2022 BLACKROCK FUND ADVISORS Bought 4.4 Million shares of Tesla Inc

Top 10 Owners of Tesla Inc

Stockholder	Stake	Shares owned	Total value (\$)	Shares bought / sold	Total change
<u>The Vanguard Group, Inc.</u>	<u>6.40%</u>	202,187,553	39,365,916,569	+7,935,813	+4.09%
<u>BlackRock Fund Advisors</u>	<u>3.51%</u>	110,843,371	21,581,204,334	+4,437,346	+4.17%
SSgA Funds Management, Inc.	3.16%	99,647,239	19,401,317,433	+4,284,067	+4.49%
Capital Research & Management Co....	2.86%	90,161,776	17,554,497,787	-344,888	-0.38%
Geode Capital Management LLC	1.50%	47,495,728	9,247,418,242	+3,245,347	+7.33%
T. Rowe Price Associates, Inc. (I...	1.49%	46,956,884	9,142,505,315	+4,257,626	+9.97%
Fidelity Management & Research Co...	1.04%	32,809,105	6,387,932,744	+2,507,392	+8.27%
Jennison Associates LLC	0.94%	29,557,607	5,754,866,083	+19,847	+0.07%
Baillie Gifford & Co.	0.88%	27,876,833	5,427,619,385	-336,079	-1.19%
Northern Trust Investments, Inc.(...	0.73%	22,949,732	4,468,312,820	+787,772	+3.55%

Top 10 Mutual Funds Holding Tesla Inc

Mutual fund	Stake	Shares owned	Total value (\$)	Shares bought / sold	Total change
Vanguard Total Stock Market Index...	2.54%	80,286,276	15,631,737,937	+356,726	+0.45%
Vanguard 500 Index Fund	1.93%	61,027,317	11,882,018,620	+82,762	+0.14%
American Funds Growth Fund of Ame...	1.66%	52,454,639	10,212,918,213	-49,474	-0.09%
SPDR S&P 500 ETF Trust	0.93%	29,478,318	5,739,428,515	+149,910	+0.51%
Fidelity 500 Index Fund	0.92%	28,902,559	5,627,328,237	+129,685	+0.45%

Tesla shareholders: Who owns the most TSLA stock?

By [Nicole Willing](#)

Edited by [Vanessa Kintu](#)

11:53 (UTC), 6 December 2022
Updated

Share this article



Tweet



Share



Post



Most traded

TSLA Tesla Inc	138.64 +0.640%	Trade
AMZN Amazon.com L...	86.93 +1.340%	Trade
AAPL Apple Inc	135.51 +2.400%	Trade
AMC Amc Entertain...	5.40 +5.840%	Trade

TSLA
TESLA
138.40 USD
▲ 1.03 +0.750%

BLK
BLACKROCK
712.22 USD
▲ 21.07 +3.050%

F
FORD MOTOR
11.74 USD
▲ 0.02 +0.170%

LCID

Biggest Individual Tesla shareholders

Who are the individuals with the most ownership control over Tesla? Let's look at the top three insiders.

Elon Musk

As Tesla's largest shareholder with a 14.13% stake, Musk can have a strong influence over the direction of the *share price*. The stock fell in value in November 2021 after Musk sold 10% of his holding following a Twitter poll in which he asked whether he should sell some of his shares to pay taxes.



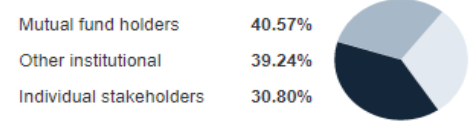
BlackRock Inc (NYSE:BLK)

712.70 ↓ -0.24 / -0.03% 503.12 TODAY 929.06 **-22.16%**
Delayed Data As of Dec 21 Today's Change 52-Week Range Year-to-Date

- Quote
- Profile
- News
- Charts
- Forecasts
- Financials
- Shareholders
- Competitors


Insider trading | Institutional ownership

Institutional investors purchased a net 926.2 thousand shares of BLK during the quarter ended June 2019 and now own 79.81% of the total shares outstanding. This majority interest is a greater percentage than is typical for companies in the Investment Managers industry and highlights that the smart money sees this stock as an important holding.



Largest Quarterly Institutional Transactions

How to read this chart: Shares Sold (red arrow) | Shares bought (green arrow)



Latest Institutional Activity

9/30/2022	FISHER ASSET MANAGEMENT LLC	Bought 1.5 Million shares of BlackRock Inc
9/30/2022	THE VANGUARD GROUP, INC.	Bought 424.0 Thousand shares of BlackRock Inc

Widgets

Sam Smith

Join the conversation Sign Up Log In

9/30/2022 CAPITAL RESEARCH & MANAGEMENT CO... Bought 380.3 Thousand shares of BlackRock Inc

Top 10 Owners of BlackRock Inc

Stockholder	Stake	Shares owned	Total value (\$)	Shares bought / sold	Total change
<u>The Vanguard Group, Inc.</u>	8.57%	12,865,927	9,212,003,732	+424,001	+3.41%
<u>BlackRock Fund Advisors</u>	4.35%	6,533,942	4,678,302,472	+166,127	+2.61%
SSgA Funds Management, Inc.	4.21%	6,319,438	4,524,717,608	+259,896	+4.29%
Temasek Holdings Pte Ltd. (Invest...	3.39%	5,092,825	3,646,462,700	0	0.00%
Capital Research & Management Co....	2.36%	3,546,838	2,539,536,008	+58,719	+1.68%
Charles Schwab Investment Managem...	1.93%	2,905,078	2,080,035,848	+271,007	+10.29%
Capital Research & Management Co....	1.84%	2,756,624	1,973,742,784	-19,772	-0.71%
Geode Capital Management LLC	1.72%	2,575,505	1,844,061,580	+181,737	+7.59%
Morgan Stanley Smith Barney LLC (...)	1.44%	2,161,766	1,547,824,456	+171,221	+8.60%
JPMorgan Investment Management, I...	1.41%	2,122,057	1,519,392,812	-146,782	-6.47%

Top 10 Mutual Funds Holding BlackRock Inc

Mutual fund	Stake	Shares owned	Total value (\$)	Shares bought / sold	Total change
<u>Vanguard Total Stock Market Index...</u>	2.88%	4,320,294	3,093,330,504	+21,758	+0.51%
<u>Vanguard 500 Index Fund</u>	2.30%	3,454,657	2,473,534,412	+4,694	+0.14%
Washington Mutual Investors Fund	1.80%	2,708,810	1,939,507,960	0	0.00%
Schwab US Dividend Equity ETF	1.40%	2,103,556	1,506,146,096	-14,940	-0.71%

Crowdsourcing платформе

- Краудсорсинг платформе су алати које компаније користе за прикупљање идеја изван организације
- Компаније представљају свој проблем/изазов на платформи, а иноватори (дизајнери, научници, стартап компаније, стручњаци) могу своје приједлоге представити у заданом року.
- Innocentive, IdeaConnection, Innoget, Hupios, NineSigma
- Неке компаније имају властите платформе, као: Fiat Mio, BMW Customer Innovation Lab, Dell's IdeaStorm, IBM's InnovationJam и Proctle&Gamble's Connect+Develop.



InnoCentive Challenges

🏠 Home / Challenges

What Challenge will you solve today?

[Go to the Challenge Center to see all the Challenges](#)



Designing a Sustainable Cleaning Solution for Photovoltaic Installations

Open until 3rd Jan 2022
Award: \$25000

[View Challenge](#)



ICL Challenge: Concentrating Hypersaline Brine Solutions

Open until 4th Jan 2022
Award: \$40000

[View Challenge](#)



Automated Solution for Cable Preparation and Accessory Installation

Open until 9th Jan 2022
Award: Collaboration with Enel

[View Challenge](#)



Advanced Wildfire Detection at Power Plants

Open until 9th Jan 2022
Award: \$20000

[View Challenge](#)

🇬🇧 English >

Designing a Sustainable Cleaning Solution for Photovoltaic Installations

Home / Challenges / Designing a Sustainable Cleaning...

> Challenge details

Name: Designing a Sustainable Cleaning Solution for Photovoltaic Installations

Challenge type: Theoretical IP Transfer

Award: \$25000

Deadline: 3rd Jan 2022



Facebook Share, Twitter Tweet, LinkedIn Share, Email





My name is

Ted Ground

Country	United States
Solver Since	2014
No. of Challenges Awarded	20
No. of Challenge Submissions	104

My blog



My name is

Seward Rutkove

Country	United States
Solver Since	2007
No. of Challenges Awarded	2
No. of Challenge Submissions	2

My blog



My name is

Michael Kardauskas

Country	United States
Solver Since	2007
No. of Challenges Awarded	21
No. of Challenge Submissions	126

My blog



My name is

Ihavi Muranjan

Country India



My name is

Hannah Safford

Country United States



My name is

Sanchita Tewari

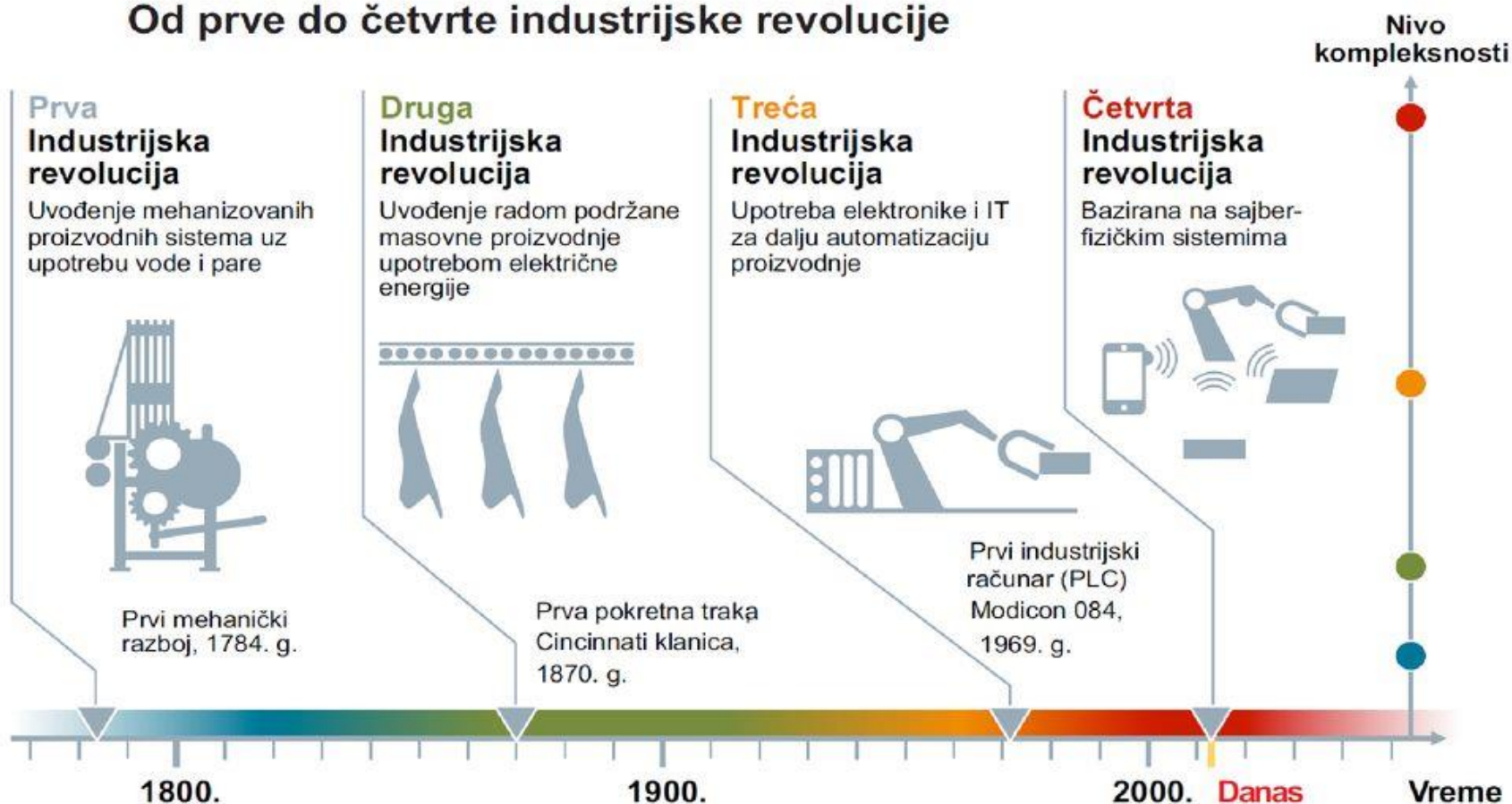
Country English

ДИГИТАЛИЗАЦИЈА И ИНОВАЦИЈЕ У ЕРИ 4.0.


➤ Ера 4.0. - Четврта индустријска револуција

KARAKTERISTIKE ČETVRTE INDUSTRIJSKE REVOLUCIJE

Od prve do četvrte industrijske revolucije



ДИГИТАЛНЕ ИНОВАЦИЈЕ У ПОЉОПРИВРЕДИ



Биосенс институт Нови Сад

<https://www.youtube.com/watch?v=6Luro1YXJmc>

Дигитална платформа АгроСенс

<https://www.youtube.com/watch?v=0Wkd-wxcbvE>



УНИВЕРЗИТЕТ У БАЊОЈ ЛУЦИ
UNIVERSITY OF BANJA LUKA
ЕКОНОМСКИ ФАКУЛТЕТ
FACULTY OF ECONOMICS

